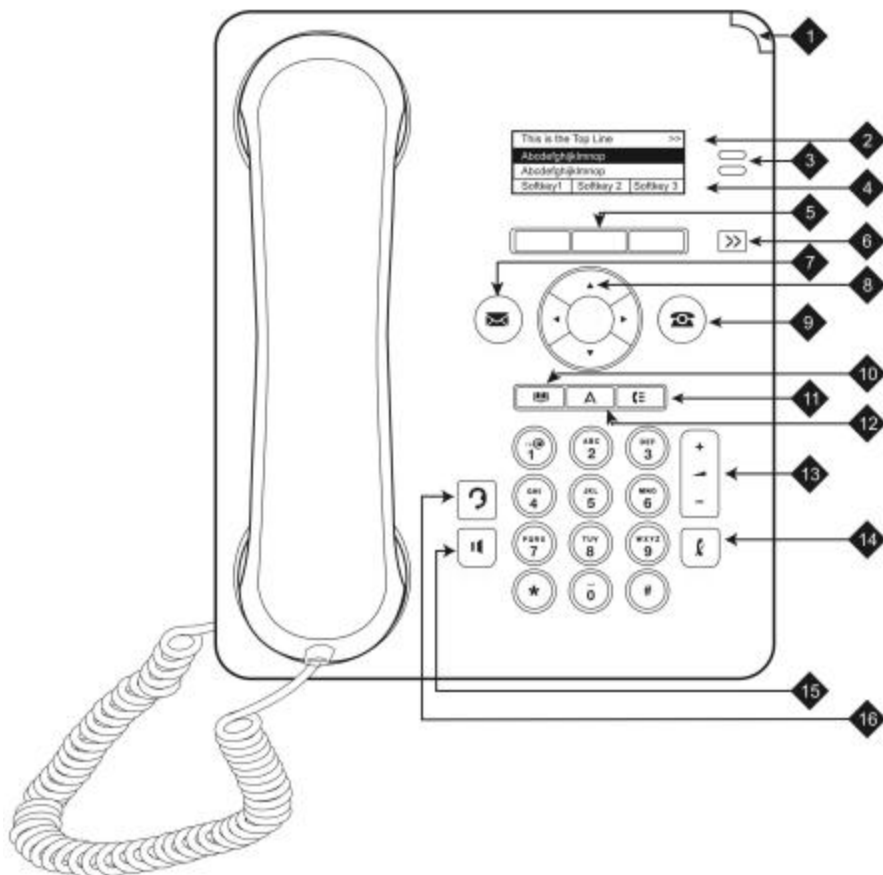


Avaya 9601 SIP Phone User Manual:

- Avaya 9601 SIP Phone also has nice telephony features:













The following table provides descriptions of buttons and features of the 9601 desk phones:

No.	Name	Description
1	Message waiting indicator	An illuminated red light in the upper-right corner of your phone that indicates that you have a voice mail. If Visual Alerting is enabled, this light flashes when you receive an incoming call. In addition to the message waiting indicator, the Message button is also illuminated when you have voice mail.

7	Message	Press Message to connect directly to your voice mail system. This button is illuminated when you have voice mail messages waiting.
8	Navigation Arrows	Use the right and left navigation arrows to navigate between menus or to move the cursor during text input. Use the up and down navigation arrows to move from one line to another.
9	Phone	Press Phone to view and manage your calls.
10	Contacts	Press Contacts to view the entries in your contact list.
11	History	Press History to view the history of your outgoing, incoming, and missed calls.
12	Avaya Menu	Press Avaya Menu to configure options and settings, access the browser, log out, or view network information.
13	Volume	Press Volume to adjust the volume of the handset, headset, speaker, and ringer..
14	Mute	Press Mute to mute a call in progress. To take a call off mute, press Mute again.
15	Speaker	Press Speaker to use the speakerphone. To take a call off speakerphone, lift the handset or press Headset .
16	Headset	Press Headset to use the headset if connected.

About icons

The icons in the following table indicate the state of a call, navigation choices, or the status of a contact whose presence you are tracking.

Icon	Description
	Missed call; a call was not answered or was forwarded to voice mail.
	Incoming call is alerting.
	Call is active.
	Call is on hold.
	Your calls are being forwarded.
	Conference is active.
	Conference is on hold.
	Use the Display More key to see more information on the selected line.
	The call in progress is muted.
	The ringer volume is off due to pressing - on the Volume button until the volume turns off. To reinstate volume, press + on the Volume button.